

**Sumner County Election Commission
Special Call Meeting to Certify November 6, 2018 Election
Friday, November 16, 2018**

Members present: Chairman M. Allen Ehmling, Secretary Patricia D. Collins and Members, J. Michael Fussell, Jeffery B. Hulsey and John W. Smith. Also present: Lori D. Atchley, Administrator of Elections and Annette Haw, Assistant Administrator of Elections. The meeting convened at 2:02 p.m. in Room 106 in the County Administration Building, Gallatin TN and a quorum was present.

Call meeting to Order

The meeting was called to order, motion by Commissioner Smith, seconded by Commissioner Hulsey and the motion passed 5-0.

AOE Atchley read the results from the November 6, 2018 Election for the Election Commission to certify the Federal and State General Election and the Cities of Goodlettsville, Hendersonville, Mitchellville and Westmoreland.

FEDERAL AND STATE GENERAL ELECTION

Successful Candidates:

Governor:	Bill Lee
United States Senate:	Marsha Blackburn
US House of Representatives District 6:	John Rose
TN House of Representatives District 40:	Terri Lynn Weaver
TN House of Representatives District 44:	William Lamberth
TN House of Representatives District 45:	Johnny C. Garrett

Motion to certify Election Results as noted above by Commissioner Fussell, seconded by Commissioner Collins, motion passed 5-0.

CITY OF GOODLETTSVILLE

Successful Candidates:

Commissioner At-Large:	Rusty Tinnin Scott Trew
------------------------	----------------------------

Motion to certify Election Results as noted above by Commissioner Fussell, seconded by Commissioner Smith, motion passed 5-0.

CITY OF HENDERSONVILLE

Successful Candidates:

Alderman Ward 1:	Peg Petrelli
Alderman Ward 2:	Pat Campbell
Alderman Ward 3:	Arlene Cunningham
Alderman Ward 3 Unexpired Term:	Russ Edwards
Alderman Ward 4:	Stephen C. Brown
Alderman Ward 5:	Jonathan Hayes
Alderman Ward 6:	Eddie Roberson

Motion to certify Election Results as noted above by Commissioner Fussell, seconded by Commissioner Smith, motion passed 5-0.

CITY OF MITCHEVILLE

Successful Candidates:

Mayor:	Bobby W Worman
Alderman At-Large:	Susan Barber
	M. Lynn Hillstrom
	Darlene Worman

Motion to certify Election Results as noted above by Commissioner Fussell, seconded by Commissioner Smith, motion passed 5-0.

CITY OF WESTMORELAND

Successful Candidates:

Mayor:	Jerry D. Kirkman
Alderman At-Large:	Douglas Brown
	Chandra Wilkerson

Motion to certify Election Results as noted above by Commissioner Fussell, seconded by Commissioner Smith, motion passed 5-0.


AOE wanted confirmation that Certification of City of Millersville, White House and Portland PER STATE, would be delayed since municipalities in those dual county cities would not be certified until last date of November 26, 2018 would delay Sumner certification as well as Gallatin requiring separate certifications for election and referendum results. Motion by Commissioner Fussell and Second by Commissioner Collins to tentatively approve the Sumner County certification pending the results of Robertson County. Will revisit after their certification date of 11/26/2018.

Adjournment

Motion to adjourn by Commissioner Hulse, seconded by Commissioner Fussell and the motion passed unanimously 5-0. The meeting adjourned at 2:35 p.m.


M. Allen Ehmling, Chairman



Patricia D. Collins, Secretary


Lori D. Atchley, Administrator of Elections


CERTIFICATION OF ELECTION RESULTS

WE, THE UNDERSIGNED MEMBERS OF THE SUMNER COUNTY ELECTION COMMISSION, DO HEREBY CERTIFY THAT WE HELD A SUMNER COUNTY FEDERAL AND STATE GENERAL ELECTIONS ON TUESDAY, NOVEMBER 06, 2018, IN ALL OF THE VOTING PRECINCTS IN OUR COUNTY, ACCORDING TO LAW, FOR THE PURPOSE OF ELECTING THE OFFICES OF: GOVERNOR; UNITED STATES SENATE; UNITED STATES HOUSE OF REPRESENTATIVES 6TH CONGRESSIONAL DISTRICT; TENNESSEE HOUSE OF REPRESENTATIVES 40TH REPRESENTATIVE DISTRICT; TENNESSEE HOUSE OF REPRESENTATIVES 44TH REPRESENTATIVE DISTRICT; TENNESSEE HOUSE OF REPRESENTATIVES 45TH REPRESENTATIVE DISTRICT SHOWN HEREINAFTER, AND THAT WE HAVE CANVASSED THE RETURNS OF SAID ELECTION AS REQUIRED BY LAW, AND WE DO HEREBY CERTIFY THAT THE TABULATION ATTACHED IS A TRUE, CORRECT, AND COMPLETE ACCOUNTING OF THE RESULTS BY PRECINCT AND COUNTY OF SAID ELECTION AS ESTABLISHED BY THE CANVASSING OF THE RETURNS, THIS 16TH DAY OF NOVEMBER, 2018.


MUST HAVE AT LEAST THREE (3) COMMISSIONERS SIGN:




Chairman, Sumner County Election Commission
M. Allen Ehmling




Secretary, Sumner County Election Commission
Patricia D. Collins



Member, Sumner County Election Commission
J. Michael Fussell



Member, Sumner County Election Commission
Jeffery B. Hulsey



Member, Sumner County Election Commission
John W. Smith

State of Tennessee - Sumner County

November 6, 2018

State General

Governor

1	Bill Lee - Republican	44,149
2	Karl Dean - Democratic	20,914
3	Mark CoonRippy Brown - Independent	139
4	Sherry L. Clark - Independent	71
5	Justin Cornett - Independent	20
6	Gabriel Fancher - Independent	9
7	Sean Bruce Fleming - Independent	6
8	William Andrew Helmstetter - Independent	13
9	Cory King - Independent	19
10	Matthew Koch - Independent	13
11	Tommy Ray McAnally - Independent	11
12	Jessie D. McDonald - Independent	12
13	Toney Randall Mitchell - Independent	6
14	Yvonne Neubert - Independent	22
15	Alfred Shawn Rapoza - Independent	11
16	Chad Riden - Independent	13
17	Robert Sawyers Sr. - Independent	10
18	Heather Scott - Independent	34
19	George Blackwell Smith IV - Independent	12
20	Jeremy Allen Stephenson - Independent	8
21	Tracy C. Yaste Tisdale - Independent	12
22	Mike Toews - Independent	8
23	Rick Tyler - Independent	8
24	Vinnie Vineyard - Independent	20
25	Jaron D. Weidner - Independent	2
26	Patrick Whitlock - Independent	4
27	Joe B. Wilmoth - Independent	3
28	Mark Wright - Independent	27
29	Write-In - Eddie Murphy	0
	Total Votes	65,576

State of Tennessee - Sumner County

November 6, 2018

State General

United States Senate

1	Marsha Blackburn - Republican	41,099
2	Phil Bredesen - Democratic	23,762
3	Trudy A. Austin - Independent	272
4	John Carico - Independent	69
5	Dean Hill - Independent	182
6	Kevin Lee McCants - Independent	43
7	Breton Phillips - Independent	40
8	Kris L. Todd - Independent	98
Total Votes		65,565

United States House of Representatives District 6

1	John Rose - Republican	40,194
2	Dawn Barlow - Democratic	17,380
3	Lloyd Dunn - Independent	566
4	David Ross - Independent	802
Total Votes		58,942

Tennessee House of Representatives District 40

1	Terri Lynn Weaver - Republican	10,604
Total Votes		10,604

Tennessee House of Representatives District 44

1	William Lamberth - Republican	16,398
2	Rachel Mackey - Democratic	6,868
Total Votes		23,266

Tennessee House of Representatives District 45

1	Johnny C. Garrett - Republican	19,388
2	Hana Ali - Democratic	8,369
Total Votes		27,757

State of Tennessee - Sumner County

November 6, 2018

State General

Governor

1. Bill Lee - Republican
2. Karl Dean - Democratic
3. Mark CoonRippy Brown - Independent
4. Sherry L. Clark - Independent
5. Justin Cornett - Independent
6. Gabriel Fancher - Independent
7. Sean Bruce Fleming - Independent
8. William Andrew Helmstetter - Independent
9. Cory King - Independent
10. Matthew Koch - Independent

Precincts:	1	2	3	4	5	6	7	8	9	10
1-1 Westmoreland	1,353	458	6	2	2	0	0	0	0	1
1-3 Corinth	1,472	461	8	0	0	0	0	1	0	0
2-1 Portland	1,339	533	2	3	2	1	1	0	0	0
2-2 Wiseman	1,225	489	4	5	0	1	0	0	1	0
3-1 Civic Center	1,877	752	20	3	2	1	1	0	2	1
3-3 Creekside	1,768	713	11	2	0	1	0	2	1	1
4-1 Howard	2,329	1,336	8	7	2	2	0	2	1	1
4-3 Cottontown	911	292	3	2	0	1	0	0	1	0
4-4 Union	679	612	4	1	0	0	0	0	1	1
5-1 FB Gallatin	873	662	16	1	0	1	0	0	0	1
5-2 Guild	959	774	16	3	0	0	0	2	3	1
6-1 Vol State	2,922	955	6	5	1	0	0	0	0	0
6-2 Gallatin HS	1,103	619	5	2	2	0	0	0	3	0
6-3 Jack Anderson	2,077	896	1	4	0	0	1	1	1	0
7-1 Whitten	2,303	1,222	1	1	2	0	0	0	0	1
7-3 Long Hollow	2,969	1,137	1	3	0	0	0	1	0	0
8-1 Brown	1,367	954	5	3	1	0	0	1	1	1
8-2 Hawkins	1,470	851	3	3	1	0	0	0	0	2
9-1 Hendersonville	1,730	1,129	3	3	0	0	0	0	0	0
9-2 Indian Lake	2,584	1,045	2	0	0	1	0	0	0	1
10-1 Walton Ferry	1,076	785	2	1	2	0	0	2	0	1
10-2 Merrol Hyde	1,843	1,123	1	3	0	0	1	0	2	0
11-1 Beech	1,043	404	0	2	0	0	0	0	0	0
11-2 Goodlettsville	1,915	961	1	2	2	0	0	0	0	0
11-3 Millersville	803	451	3	4	0	0	1	1	1	0
12-1 Oakmont	2,067	632	2	3	0	0	0	0	1	0
12-3 White House	2,092	668	5	3	1	0	1	0	0	0
Totals:	44,149	20,914	139	71	20	9	6	13	19	13

State of Tennessee - Sumner County

November 6, 2018

State General

Governor

11. Tommy Ray McAnally - Independent
12. Jessie D. McDonald - Independent
13. Toney Randall Mitchell - Independent
14. Yvonne Neubert - Independent
15. Alfred Shawn Rapoza - Independent
16. Chad Riden - Independent
17. Robert Sawyers Sr. - Independent
18. Heather Scott - Independent
19. George Blackwell Smith IV - Independent
20. Jeremy Allen Stephenson - Independent

Precincts:	11	12	13	14	15	16	17	18	19	20
1-1 Westmoreland	3	1	1	0	0	1	0	1	1	0
1-3 Corinth	0	0	0	3	0	2	0	1	0	0
2-1 Portland	1	1	0	1	1	1	0	1	1	0
2-2 Wiseman	0	0	1	0	1	0	0	2	1	1
3-1 Civic Center	0	1	0	3	1	1	1	1	0	1
3-3 Creekside	0	1	0	1	0	0	0	0	0	0
4-1 Howard	0	0	0	2	2	0	1	3	0	0
4-3 Cottontown	0	0	0	0	0	0	0	0	0	0
4-4 Union	0	0	1	0	0	2	0	0	2	0
5-1 FB Gallatin	0	0	0	2	1	0	0	1	0	1
5-2 Guild	0	2	0	2	1	0	1	1	0	0
6-1 Vol State	1	0	0	0	0	0	1	2	0	1
6-2 Gallatin HS	0	0	0	0	0	1	0	0	0	0
6-3 Jack Anderson	0	1	0	3	0	1	1	1	1	0
7-1 Whitten	1	0	0	0	0	0	1	4	1	1
7-3 Long Hollow	1	0	0	2	1	0	0	0	0	0
8-1 Brown	2	1	0	1	0	0	0	2	0	0
8-2 Hawkins	0	0	0	0	0	1	0	3	0	1
9-1 Hendersonville	0	2	2	1	1	0	2	1	1	1
9-2 Indian Lake	0	0	0	0	0	0	0	2	2	0
10-1 Walton Ferry	0	0	0	1	0	1	1	1	0	0
10-2 Merrol Hyde	1	1	1	0	0	1	0	3	0	1
11-1 Beech	0	0	0	0	0	0	0	2	0	0
11-2 Goodlettsville	0	1	0	0	0	0	0	0	2	0
11-3 Millersville	0	0	0	0	0	0	0	0	0	0
12-1 Oakmont	0	0	0	0	2	1	1	0	0	0
12-3 White House	1	0	0	0	0	0	0	2	0	0
Totals:	11	12	6	22	11	13	10	34	12	8

State of Tennessee - Sumner County

November 6, 2018

State General

Governor

21. Tracy C. Yaste Tisdale - Independent
22. Mike Toews - Independent
23. Rick Tyler - Independent
24. Vinnie Vineyard - Independent
25. Jaron D. Weidner - Independent
26. Patrick Whitlock - Independent
27. Joe B. Wilmoth - Independent
28. Mark Wright - Independent
29. Write-In - Eddie Murphy

Precincts:	21	22	23	24	25	26	27	28	29
1-1 Westmoreland	1	0	1	2	0	0	0	2	0
1-3 Corinth	0	0	0	1	0	1	0	0	0
2-1 Portland	0	1	1	1	0	0	0	1	0
2-2 Wiseman	1	0	0	0	0	0	0	0	0
3-1 Civic Center	1	0	0	1	1	0	0	0	0
3-3 Creekside	2	0	0	0	0	0	0	0	0
4-1 Howard	1	0	0	0	0	1	1	3	0
4-3 Cottontown	0	0	0	0	0	0	0	0	0
4-4 Union	0	0	1	0	0	0	0	0	0
5-1 FB Gallatin	0	0	0	0	0	1	0	0	0
5-2 Guild	0	0	0	3	0	0	2	2	0
6-1 Vol State	0	1	0	0	0	0	0	1	0
6-2 Gallatin HS	0	0	0	0	0	0	0	1	0
6-3 Jack Anderson	1	0	1	0	0	0	0	0	0
7-1 Whitten	0	1	0	0	0	0	0	0	0
7-3 Long Hollow	0	2	0	1	0	0	0	3	0
8-1 Brown	1	1	1	1	0	0	0	0	0
8-2 Hawkins	0	1	0	3	0	0	0	2	0
9-1 Hendersonville	0	0	0	1	0	1	0	1	0
9-2 Indian Lake	2	0	0	0	0	0	0	1	0
10-1 Walton Ferry	0	1	1	0	0	0	0	0	0
10-2 Merrol Hyde	0	0	0	3	0	0	0	1	0
11-1 Beech	0	0	0	0	0	0	0	0	0
11-2 Goodlettsville	1	0	0	1	0	0	0	1	0
11-3 Millersville	0	0	0	0	0	0	0	0	0
12-1 Oakmont	0	0	1	1	0	0	0	3	0
12-3 White House	1	0	1	1	1	0	0	5	0
Totals:	12	8	8	20	2	4	3	27	0

State of Tennessee - Sumner County

November 6, 2018

State General

United States Senate

1. Marsha Blackburn - Republican
2. Phil Bredesen - Democratic
3. Trudy A. Austin - Independent
4. John Carico - Independent
5. Dean Hill - Independent
6. Kevin Lee McCants - Independent
7. Breton Phillips - Independent
8. Kris L. Todd - Independent

Precincts:	1	2	3	4	5	6	7	8
1-1 Westmoreland	1,294	498	13	4	10	2	1	2
1-3 Corinth	1,395	523	15	2	10	2	2	3
2-1 Portland	1,242	627	7	4	5	1	1	1
2-2 Wiseman	1,106	585	16	3	6	1	1	5
3-1 Civic Center	1,746	872	13	2	12	2	4	4
3-3 Creekside	1,674	803	9	1	11	3	4	5
4-1 Howard	2,162	1,504	14	1	9	6	3	3
4-3 Cottontown	862	336	7	1	3	0	1	2
4-4 Union	636	664	3	0	6	0	2	1
5-1 FB Gallatin	800	718	13	5	7	3	0	4
5-2 Guild	858	885	12	0	6	2	3	8
6-1 Vol State	2,733	1,130	14	4	3	1	2	2
6-2 Gallatin HS	1,020	696	10	2	1	1	1	5
6-3 Jack Anderson	1,955	1,026	7	1	3	1	0	3
7-1 Whitten	2,142	1,371	12	3	7	1	5	3
7-3 Long Hollow	2,713	1,381	12	1	7	4	0	6
8-1 Brown	1,277	1,026	14	2	13	3	0	4
8-2 Hawkins	1,382	937	9	6	9	2	1	3
9-1 Hendersonville	1,594	1,250	11	4	5	3	2	6
9-2 Indian Lake	2,387	1,225	3	4	10	2	1	3
10-1 Walton Ferry	999	863	8	2	7	0	1	2
10-2 Merrol Hyde	1,741	1,221	11	5	6	0	1	2
11-1 Beech	975	465	3	1	2	0	0	1
11-2 Goodlettsville	1,765	1,102	9	2	1	0	1	7
11-3 Millersville	751	505	4	3	4	2	1	2
12-1 Oakmont	1,945	741	9	2	9	0	0	7
12-3 White House	1,945	808	14	4	10	1	2	4
Totals:	41,099	23,762	272	69	182	43	40	98

State of Tennessee - Sumner County

November 6, 2018

State General

United States House of Representatives District 6

1. John Rose - Republican
2. Dawn Barlow - Democratic
3. Lloyd Dunn - Independent
4. David Ross - Independent

Precincts:	1	2	3	4
1-1 Westmoreland	1,195	331	17	30
1-3 Corinth	1,275	377	29	26
2-1 Portland	1,188	448	35	31
2-2 Wiseman	1,059	395	39	20
3-1 Civic Center	1,677	617	30	34
3-3 Creekside	1,596	563	20	27
4-1 Howard	2,130	1,155	31	46
4-3 Cottontown	818	243	6	9
4-4 Union	614	497	11	17
5-1 FB Gallatin	801	517	14	17
5-2 Guild	870	650	18	37
6-1 Vol State	2,743	785	19	40
6-2 Gallatin HS	1,002	504	13	17
6-3 Jack Anderson	1,925	765	12	27
7-1 Whitten	2,097	1,051	28	37
7-3 Long Hollow	2,754	962	21	42
8-1 Brown	1,212	773	17	43
8-2 Hawkins	1,343	736	14	35
9-1 Hendersonville	1,607	946	20	22
9-2 Indian Lake	2,445	872	23	30
10-1 Walton Ferry	974	693	16	12
10-2 Merrol Hyde	1,697	920	24	36
11-1 Beech	948	329	7	15
11-2 Goodlettsville	1,746	805	17	27
11-3 Millersville	718	380	12	26
12-1 Oakmont	1,855	506	35	47
12-3 White House	1,905	560	38	52
Totals:	40,194	17,380	566	802

State of Tennessee - Sumner County

November 6, 2018

State General

Tennessee House of Representatives District 40

1. Terri Lynn Weaver - Republican

Precincts:	1
1-1 Westmoreland	83
3-1 Civic Center	1,360
3-3 Creekside	2,025
5-2 Guild	247
6-1 Vol State	3,205
6-2 Gallatin HS	1,321
6-3 Jack Anderson	2,363
Totals:	10,604

Tennessee House of Representatives District 44

1. William Lamberth - Republican

2. Rachel Mackey - Democratic

Precincts:	1	2
1-1 Westmoreland	1,372	302
1-3 Corinth	1,534	380
2-1 Portland	1,412	441
2-2 Wiseman	1,306	385
3-1 Civic Center	704	173
4-1 Howard	2,343	1,236
4-3 Cottontown	147	51
4-4 Union	682	553
5-1 FB Gallatin	926	550
5-2 Guild	796	595
7-1 Whitten	1,485	670
7-3 Long Hollow	888	296
9-1 Hendersonville	1,069	737
9-2 Indian Lake	842	310
12-1 Oakmont	892	189
Totals:	16,398	6,868

State of Tennessee - Sumner County

November 6, 2018

State General

Tennessee House of Representatives District 45

1. Johnny C. Garrett - Republican
2. Hana Ali - Democratic

Precincts:	1	2
4-3 Cottontown	799	191
7-1 Whitten	837	471
7-3 Long Hollow	2,117	760
8-1 Brown	1,391	888
8-2 Hawkins	1,504	787
9-1 Hendersonville	727	280
9-2 Indian Lake	1,773	647
10-1 Walton Ferry	1,063	781
10-2 Merrol Hyde	1,868	1,068
11-1 Beech	1,068	354
11-2 Goodlettsville	2,023	799
11-3 Millersville	824	415
12-1 Oakmont	1,267	328
12-3 White House	2,127	600
Totals:	19,388	8,369

**CERTIFICATION OF ELECTION RESULTS
FOR THE GOODLETTSVILLE CITY ELECTION
HELD NOVEMBER 06, 2018**

WE, THE UNDERSIGNED MEMBERS OF THE SUMNER COUNTY ELECTION COMMISSION DO HEREBY CERTIFY THAT WE HELD A MUNICIPAL ELECTION FOR THE CITY OF GOODLETTSVILLE ON TUESDAY, NOVEMBER 06, 2018, IN ALL OF THE VOTING PRECINCTS IN SAID CITY, ACCORDING TO LAW, FOR THE PURPOSE OF ELECTING THE OFFICES OF CITY COMMISSIONER AT-LARGE SHOWN HEREINAFTER AND THAT WE HAVE CANVASSED THE RETURNS OF SAID ELECTION AS REQUIRED BY LAW, AND WE DO HEREBY CERTIFY THAT THE TABULATION ATTACHED IS A TRUE, CORRECT, AND COMPLETE ACCOUNTING OF THE RESULTS BY PRECINCT AND COUNTY OF SAID ELECTION AS ESTABLISHED BY THE CANVASSING OF THE RETURNS, THIS 16TH DAY OF NOVEMBER, 2018.

MUST HAVE AT LEAST THREE (3) COMMISSIONERS SIGN:



Chairman, Sumner County Election Commission
M. Allen Ehmling



Secretary, Sumner County Election Commission
Patricia D. Collins



Member, Sumner County Election Commission
J. Michael Fussell



Member, County Election Commission
Jeffery B. Hulse



Member, County Election Commission
John W. Smith

State of Tennessee - Sumner County
November 6, 2018
Municipal - City of Goodlettsville
City Commissioner

1 Jimmy D. Anderson	767
2 Stuart Huffman	418
3 Rusty Tinnin	1,863
4 Scott Trew	1,027
Total Votes	4,075

State of Tennessee - Sumner County

November 6, 2018

Municipal - City of Goodlettsville

City Commissioner


1. Jimmy D. Anderson
2. Stuart Huffman
3. Rusty Tinnin
4. Scott Trew

Precincts:	1	2	3	4
11-1 Beech	33	16	80	29
11-2 Goodlettsville	734	402	1,783	998
Totals:	767	418	1,863	1,027

**CERTIFICATION OF ELECTION RESULTS
FOR THE HENDERSONVILLE CITY ELECTION
HELD NOVEMBER 06, 2018**

WE, THE UNDERSIGNED MEMBERS OF THE SUMNER COUNTY ELECTION COMMISSION DO HEREBY CERTIFY THAT WE HELD A MUNICIPAL ELECTION FOR THE CITY OF HENDERSONVILLE ON TUESDAY, NOVEMBER 06, 2018, IN ALL OF THE VOTING PRECINCTS IN SAID CITY, ACCORDING TO LAW, FOR THE PURPOSE OF ELECTING THE OFFICES OF ALDERMAN WARD 1; ALDERMAN WARD 2; ALDERMAN WARD 3; ALDERMAN WARD 3 TWO YEAR UNEXPIRED TERM; ALDERMAN WARD 4; ALDERMAN WARD 5; ALDERMAN WARD 6 SHOWN HEREINAFTER AND THAT WE HAVE CANVASSED THE RETURNS OF SAID ELECTION AS REQUIRED BY LAW, AND WE DO HEREBY CERTIFY THAT THE TABULATION ATTACHED IS A TRUE, CORRECT, AND COMPLETE ACCOUNTING OF THE RESULTS BY PRECINCT AND COUNTY OF SAID ELECTION AS ESTABLISHED BY THE CANVASSING OF THE RETURNS, THIS 16TH DAY OF NOVEMBER, 2018.

MUST HAVE AT LEAST THREE (3) COMMISSIONERS SIGN:



Chairman, Sumner County Election Commission
M. Allen Ehmling




Secretary, Sumner County Election Commission
Patricia D. Collins



Member, Sumner County Election Commission
J. Michael Fussell



Member, County Election Commission
Jeffery B. Hulsey



Member, County Election Commission
John W. Smith

State of Tennessee - Sumner County

November 6, 2018

Municipal - City of Hendersonville

Alderman - Ward 1

1 Peg Petrelli - Independent	1,798
2 Eric W. Sitler - Independent	1,023
Total Votes	2,821

Alderman - Ward 2

1 Pat Campbell - Independent	3,200
Total Votes	3,200

Alderman - Ward 3

1 Arlene Cunningham - Independent	1,453
2 Angie Hedberg - Independent	685
Total Votes	2,138

Alderman - Ward 3 (unexpired term)

1 Charles R. Alexander - Independent	485
2 Russ Edwards - Independent	930
3 Paul Frisbee - Independent	726
Total Votes	2,141

Alderman - Ward 4

1 Stephen C. Brown - Independent	3,497
Total Votes	3,497

Alderman - Ward 5

1 Jonathan Hayes - Independent	2,607
2 Chris Spencer - Independent	2,248
Total Votes	4,855

State of Tennessee - Sumner County
November 6, 2018
Municipal - City of Hendersonville
Alderman - Ward 6

1 Eddie Roberson - Independent	2,722
Total Votes	2,722

State of Tennessee - Sumner County

November 6, 2018

Municipal - City of Hendersonville

Alderman - Ward 1

1. Peg Petrelli - Independent
2. Eric W. Sitler - Independent

Precincts:	1	2
8-1 Brown	379	263
8-2 Hawkins	566	313
10-1 Walton Ferry	853	447
Totals:	1,798	1,023

Alderman - Ward 2

1. Pat Campbell - Independent

Precincts:	1
8-1 Brown	769
8-2 Hawkins	1,121
9-1 Hendersonville	696
9-2 Indian Lake	614
Totals:	3,200

Alderman - Ward 3

1. Arlene Cunningham - Independent
2. Angie Hedberg - Independent

Precincts:	1	2
8-1 Brown	102	47
10-1 Walton Ferry	185	148
10-2 Merrol Hyde	1,166	490
Totals:	1,453	685

State of Tennessee - Sumner County

November 6, 2018

Municipal - City of Hendersonville

Alderman - Ward 3 (unexpired term)

1. Charles R. Alexander - Independent
2. Russ Edwards - Independent
3. Paul Frisbee - Independent

Precincts:	1	2	3
8-1 Brown	48	40	67
10-1 Walton Ferry	98	134	103
10-2 Merrol Hyde	339	756	556
Totals:	485	930	726

Alderman - Ward 4

1. Stephen C. Brown - Independent

Precincts:	1
9-1 Hendersonville	1,146
9-2 Indian Lake	2,351
Totals:	3,497

Alderman - Ward 5

1. Jonathan Hayes - Independent
2. Chris Spencer - Independent

Precincts:	1	2
6-3 Jack Anderson	902	827
7-1 Whitten	970	846
7-3 Long Hollow	329	412
9-1 Hendersonville	406	163
Totals:	2,607	2,248

State of Tennessee - Sumner County

November 6, 2018

Municipal - City of Hendersonville

Alderman - Ward 6


1. Eddie Roberson - Independent

Precincts:	1
7-1 Whitten	1,125
7-3 Long Hollow	857
8-1 Brown	340
10-2 Merrol Hyde	400
Totals:	2,722

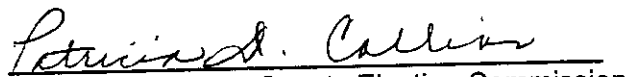
**CERTIFICATION OF ELECTION RESULTS
FOR THE MITCHELLVILLE CITY ELECTION
HELD NOVEMBER 06, 2018**

WE, THE UNDERSIGNED MEMBERS OF THE SUMNER COUNTY ELECTION COMMISSION DO HEREBY CERTIFY THAT WE HELD A MUNICIPAL ELECTION FOR THE CITY OF MITCHELLVILLE ON TUESDAY, NOVEMBER 06, 2018, IN ALL OF THE VOTING PRECINCTS IN SAID CITY, ACCORDING TO LAW, FOR THE PURPOSE OF ELECTING THE OFFICES OF MAYOR; ALDERMAN AT-LARGE SHOWN HEREINAFTER AND THAT WE HAVE CANVASSED THE RETURNS OF SAID ELECTION AS REQUIRED BY LAW, AND WE DO HEREBY CERTIFY THAT THE TABULATION ATTACHED IS A TRUE, CORRECT, AND COMPLETE ACCOUNTING OF THE RESULTS BY PRECINCT AND COUNTY OF SAID ELECTION AS ESTABLISHED BY THE CANVASSING OF THE RETURNS, THIS 16TH DAY OF NOVEMBER, 2018.


MUST HAVE AT LEAST THREE (3) COMMISSIONERS SIGN:




Chairman, Sumner County Election Commission
M. Allen Ehmling




Secretary, Sumner County Election Commission
Patricia D. Collins



Member, Sumner County Election Commission
J. Michael Fussell



Member, County Election Commission
Jeffery B. Hulsey



Member, County Election Commission
John W. Smith

State of Tennessee - Sumner County

November 6, 2018

Municipal - City of Mitchellville

Mayor

1. Bobby W Worman - Independent

Precincts:	1
2-1 Portland	36
Totals:	36

State of Tennessee - Sumner County

November 6, 2018

Municipal - City of Mitchellville

Alderman


1. Susan Barber - Independent
2. M. Lynn Hillstrom - Independent
3. Darlene Worman - Independent

Precincts:	1	2	3
2-1 Portland	27	24	27
Totals:	27	24	27

**CERTIFICATION OF ELECTION RESULTS
FOR THE WESTMORELAND CITY ELECTION
HELD NOVEMBER 06, 2018**

WE, THE UNDERSIGNED MEMBERS OF THE SUMNER COUNTY ELECTION COMMISSION DO HEREBY CERTIFY THAT WE HELD A MUNICIPAL ELECTION FOR THE CITY OF WESTMORELAND ON TUESDAY, NOVEMBER 06, 2018, IN ALL OF THE VOTING PRECINCTS IN SAID CITY, ACCORDING TO LAW, FOR THE PURPOSE OF ELECTING THE OFFICES OF MAYOR; ALDERMAN AT-LARGE SHOWN HEREINAFTER AND THAT WE HAVE CANVASSED THE RETURNS OF SAID ELECTION AS REQUIRED BY LAW, AND WE DO HEREBY CERTIFY THAT THE TABULATION ATTACHED IS A TRUE, CORRECT, AND COMPLETE ACCOUNTING OF THE RESULTS BY PRECINCT AND COUNTY OF SAID ELECTION AS ESTABLISHED BY THE CANVASSING OF THE RETURNS, THIS 16TH DAY OF NOVEMBER, 2018.

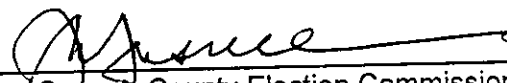
MUST HAVE AT LEAST THREE (3) COMMISSIONERS SIGN:




Chairman, Sumner County Election Commission
M. Allen Ehmling



Secretary, Sumner County Election Commission
Patricia D. Collins



Member, Sumner County Election Commission
J. Michael Fussell



Member, County Election Commission
Jeffery B. Hulsey



Member, County Election Commission
John W. Smith

State of Tennessee - Sumner County

November 6, 2018

Municipal - City of Westmoreland

Mayor

1	Fredia Carter - Independent	267
2	Jerry D. Kirkman - Independent	454
Total Votes		721

Alderman

1	Douglas Brown - Independent	312
2	Gregg Carr - Independent	66
3	Jami Lynn Duff - Independent	99
4	Patricia Hawkes - Independent	128
5	James Brian Smalling - Independent	297
6	Chandra Wilkerson - Independent	350
Total Votes		1,252

State of Tennessee - Sumner County

November 6, 2018

Municipal - City of Westmoreland

Mayor

1. Fredia Carter - Independent
2. Jerry D. Kirkman - Independent

Precincts:	1	2
1-1 Westmoreland	249	439
Property Rights	18	15
Totals:	267	454

State of Tennessee - Sumner County

November 6, 2018

Municipal - City of Westmoreland

Alderman

1. Douglas Brown - Independent
2. Gregg Carr - Independent
3. Jami Lynn Duff - Independent
4. Patricia Hawkes - Independent
5. James Brian Smalling - Independent
6. Chandra Wilkerson - Independent

Precincts:	1	2	3	4	5	6
1-1 Westmoreland	295	65	97	125	280	329
Property Rights	17	1	2	3	17	21
Totals:	312	66	99	128	297	350
